

**8.00**

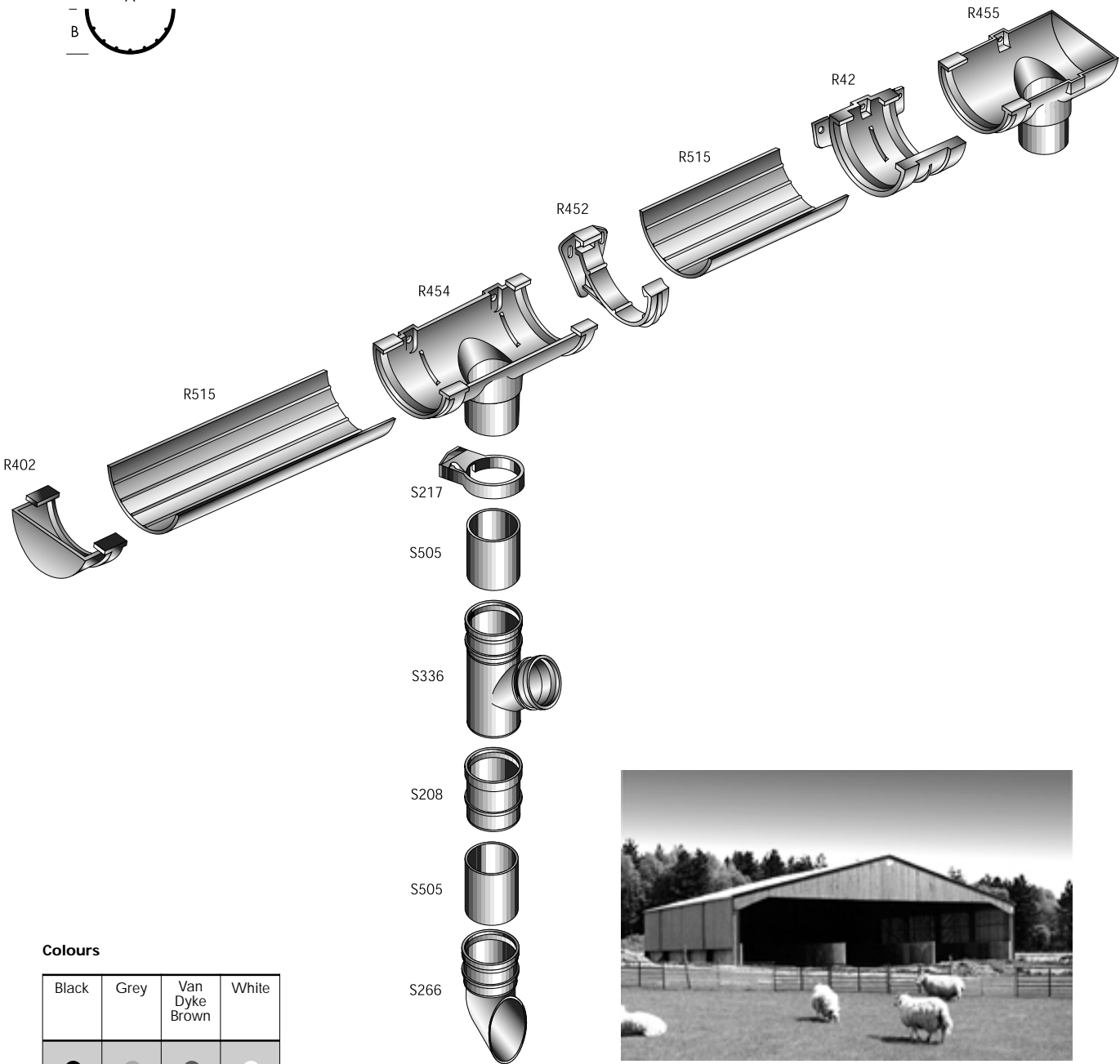
# PROFILES HIGHFLO

Hunter Rainwater Systems



**8.00** HIGHFLO

Profile Dimensions (mm)



Colours

| Black | Grey | Van Dyke Brown | White |
|-------|------|----------------|-------|
| ●     | ●    | ●              | ●     |


General colour range - see Hunter Trade Price List or website for specific colour availability.



## RAINWATER SYSTEM HIGHFLO

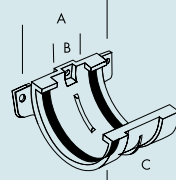
### 8.01 Gutter

| Nominal size mm | A   | B  | Length m | Code |
|-----------------|-----|----|----------|------|
| 170             | 170 | 73 | 4        | R515 |



### 8.02 Joint bracket

| Nominal size mm | A   | B  | C  | Code |
|-----------------|-----|----|----|------|
| 170             | 170 | 11 | 93 | R42  |



### 8.03 Support bracket

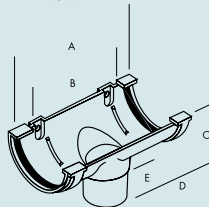
| Nominal size mm | A  | B   | Code |
|-----------------|----|-----|------|
| 170             | 91 | 178 | R452 |



### 8.04 Outlets

#### Running outlet

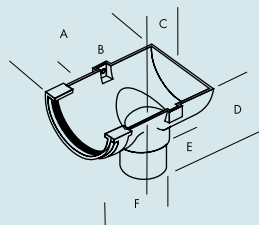
| Nominal size mm | A   | B   | C   | D   | E  | Code |
|-----------------|-----|-----|-----|-----|----|------|
| 170             | 115 | 250 | 203 | 330 | 57 | R454 |



N.B. Dimension E is gutter insert to gutter insert

#### Stopend outlet

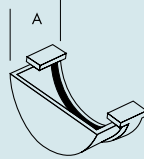
| Nominal size mm | A   | B   | C  | D   | E  | F   | Code |
|-----------------|-----|-----|----|-----|----|-----|------|
| 170             | 257 | 218 | 90 | 200 | 57 | 102 | R455 |



N.B. Dimension E is gutter insert to end face of stopend

### 8.05 Stopend external

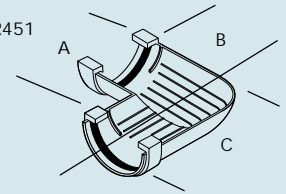
| Nominal size mm | A  | Code |
|-----------------|----|------|
| 170             | 53 | R402 |



### 8.06 Angle

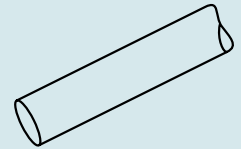
#### 90°

| Nominal size mm | A   | B   | C   | Code |
|-----------------|-----|-----|-----|------|
| 170             | 199 | 111 | 245 | R451 |



### 8.07 Pipe (plain ended)

| Nominal size mm | External diameter A | Length m | Code |
|-----------------|---------------------|----------|------|
| 110             | 110                 | 3        | S505 |
| 110             | 110                 | 4        | S506 |
| 110             | 110                 | 3        | S508 |

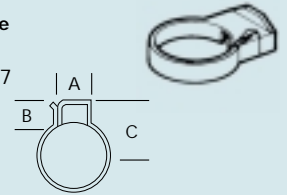


NOTE: S508 Single socket

### 8.08 Brackets

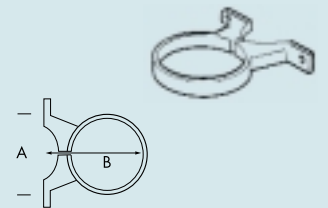
#### Single screw fixing

| Nominal size mm | A  | B  | C  | Code |
|-----------------|----|----|----|------|
| 110             | 50 | 36 | 90 | S217 |



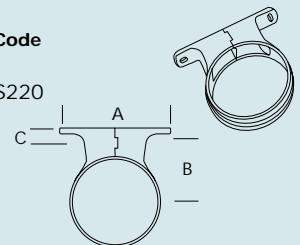
#### 2 screw fixing

| Nominal size mm | A | B   | Code |
|-----------------|---|-----|------|
| 110             | 9 | 150 | S219 |



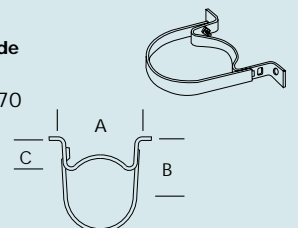
#### Socket

| Nominal size mm | A   | B  | C  | Code |
|-----------------|-----|----|----|------|
| 110             | 158 | 90 | 31 | S220 |



#### Pipe/socket Galvanised

| Nominal size mm | A   | B  | C  | Code |
|-----------------|-----|----|----|------|
| 110             | 146 | 90 | 30 | S570 |

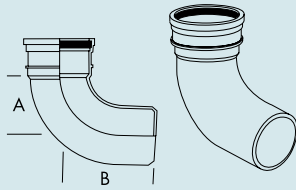


## RAINWATER SYSTEM HIGHFLO

### 8.09 Bends

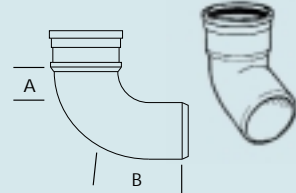
#### 92 1/2° - 110mm

| Nominal size mm | A   | B   | Code |
|-----------------|-----|-----|------|
| 110             | 145 | 210 | S322 |



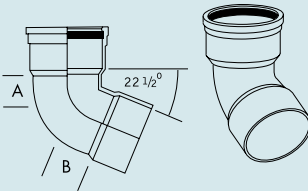
#### Spigot tail 135°

| Nominal size mm | A  | B  | Code |
|-----------------|----|----|------|
| 110             | 38 | 95 | S331 |



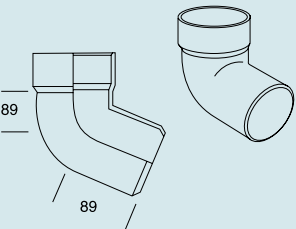
#### Offset 112 1/2° top

| Nominal size mm | A  | B  | Code |
|-----------------|----|----|------|
| 110             | 95 | 95 | S270 |



#### Offset 112 1/2° bottom

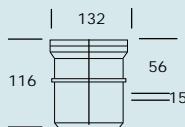
| Nominal size mm | A  | B  | Code |
|-----------------|----|----|------|
| 110             | 89 | 89 | S271 |



### 8.10 Connectors

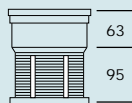
#### Pipe connector

| Nominal size mm | A   | B  | C  | D   | Code |
|-----------------|-----|----|----|-----|------|
| 110             | 132 | 56 | 15 | 116 | S208 |



#### Drain connector

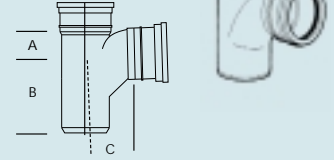
| Nominal size mm | A  | B  | Code  |
|-----------------|----|----|-------|
| 110             | 63 | 95 | DS349 |



### 8.11 Branch

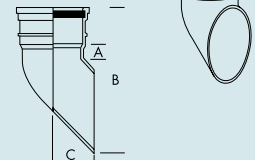
#### 92 1/2° / 112 1/2°

| Nominal size mm | A   | B   | C  | Length m | Code |
|-----------------|-----|-----|----|----------|------|
| 110             | 60  | 155 | 85 | 4        | S334 |
| 110             | 105 | 145 | 95 | 4        | S336 |



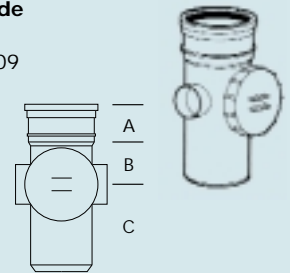
### 8.12 Shoe

| Nominal size mm | A  | B   | C  | Length m | Code |
|-----------------|----|-----|----|----------|------|
| 110             | 24 | 246 | 57 | 4        | S266 |



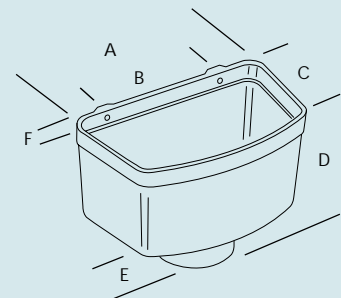
### 8.13 Access pipe

| Nominal size mm | A  | B  | C   | Code |
|-----------------|----|----|-----|------|
| 110             | 68 | 80 | 155 | S309 |



### 8.14 Hopper head

| Nominal size mm | A   | B   | C   | D   | E  | F  | Code |
|-----------------|-----|-----|-----|-----|----|----|------|
| 110             | 316 | 184 | 203 | 223 | 45 | 11 | R465 |



N.B. Dimensions from back to centre of outlet are: R465 - 92mm